

# Aluminum Instrument Cases

Versatile Multi-Mod™ cases are ideal for small case packaging of testers, controllers and other instruments. Brushed aluminum construction provides excellent RF attenuation and an attractive “finished” appearance. Kits include frame, top and bottom covers and hardware. Extruded two-piece frame assemblies quickly with self-tapping screws. Standard 0.062” cards slide into grooves in Frame-Loc Rails.



Model: W30-66-46B - closed



Model: W30-66-46B - open

Frame-Loc  
Rails™

Part No.	Width	Length	Height	Circuit Card Size Range
W45-10-66B	4.5"	10.00"	6.64"	9.88" x 6.50"
W45-10-46B	4.5"	10.00"	4.61"	9.88" x 4.50"
W45-86-46B	4.5"	8.61"	4.61"	8.50" x 4.50"
W45-66-46B	4.5"	6.61"	4.61"	6.50" x 4.50"
W30-10-66B	3.0"	10.00"	6.61"	9.88" x 6.50"
W30-86-46B	3.0"	8.61"	4.61"	8.50" x 4.50"
W30-66-46B	3.0"	6.61"	4.61"	6.50" x 4.50"
W20-66-46B	2.0"	6.61"	6.61"	6.50" x 4.50"
W20-46-31B	2.0"	4.61"	3.10"	4.50" x 2.98"
W16-31-31B	1.6"	3.10"	3.10"	2.98" x 2.98"

## Frame-Loc Rails™ - for Cases or P.C. Board Racks & Carriers

Ideal for applications requiring quick, versatile packaging. Frame-Loc Rails™ can be cut or bent to form enclosures of virtually any size. Aluminum construction with 0.062” grooves accommodate most Vectorbord printed circuit boards. Four available widths. Standard length is 41”, shorter lengths can be ordered using table below. Standard finish is clear anodize. Attach rails at 90° with BR64A corner brackets.

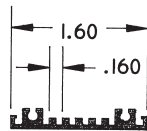
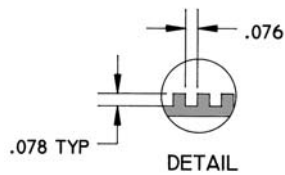
### Ordering Table

**SR 16 - 2 0 . 0 0 - S**

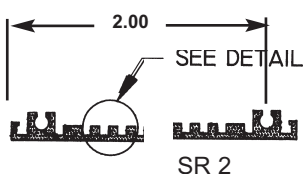
Width                      Length  
(inches)

16 = 1.6"  
2 = 2.0"  
3 = 3.0"  
45 = 4.5"

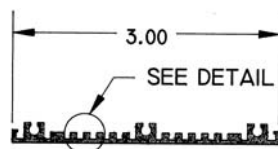
S = 90° (Square)  
M = 45° (Mitre)



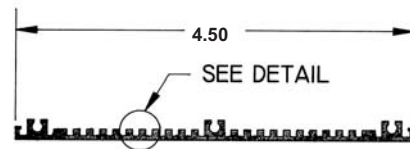
SR 16



SR 2



SR 3



SR 45

